








# Greater Saint Louis Commercial Zone

- |   |                                |   |   |   |
|---|--------------------------------|---|---|---|
|  | FEDERAL DESIGNATED TRUCK ROUTE | <b>Commercial Zone</b>  |  | STATE BRIDGE STRUCTURES WITH APPROVED POSTING OF LESS THAN 80,000 LBS. GROSS WEIGHT |
|  | STATE DESIGNATED TRUCK ROUTE   | <b>Description</b>  |    | COMMERCIAL ZONE ON ALL ROUTES INCLUDING INTERSTATE                                  |
|  | OPA CZ                         |  |   | COMMERCIAL ZONE ON ROUTES OTHER THAN INTERSTATES                                    |
|  | City                           |   |   |   |

