



DELIVER TRANSPORTATION
SOLUTIONS OF GREAT VALUE

Eric Schroeter, Assistant Chief Engineer

Tracker

MEASURES OF DEPARTMENTAL PERFORMANCE



MoDOT customers expect transportation solutions delivered on time and within budget. We manage our projects to get them completed quickly and at the best possible value. We work with our transportation partners to leverage innovation in improving our products and how we work. We pledge to honor our commitments and deliver the best, most cost-effective solutions.

RESULT DRIVER:

Eric Schroeter
Assistant Chief Engineer

MEASUREMENT

DRIVER:

Amy Binkley
Planning and Programming
Coordinator

PURPOSE OF THE MEASURE:

The measure determines how close total project costs are to the programmed costs. The programmed cost is considered the project budget.

MEASUREMENT AND DATA COLLECTION:

Completed project costs are reported during the fiscal year in which a project is completed. Road and bridge project costs include design, right-of-way purchases, utilities, construction, inspection and other miscellaneous costs. The programmed cost is based on the amount included in the most recently approved Statewide Transportation Improvement Program. Completed costs include actual expenditures. Multimodal and local public agency project costs typically reflect state and/or federal funds but not local funding contributed toward such projects.

The target for this measure is set by internal policy and will not change unless policy changes.

DELIVER TRANSPORTATION SOLUTIONS OF GREAT VALUE


Percent of programmed project cost as compared to final project cost – 4a

Accurate program cost estimates help MoDOT deliver more timely improvements for taxpayers. As of Sept. 30, 2019, 119 road and bridge projects were completed in the first quarter of fiscal year 2020 at a cost of \$215 million. This represents a deviation of 16.9% (or \$44 million) less than the programmed cost of \$258 million. Of the 119 road and bridge projects completed, 63% were completed within or below budget. In comparison, 52% were completed within or below budget as of the same date a year ago. Project savings were recognized in the miscellaneous, award and engineering phases while the construction phase saw a project increase. There may be projects that have adjustments pending, which could cause a slight change in the final values.

In addition, 24 multimodal projects were completed at a cost of \$13 million, 0.46% (or \$59 thousand) more than the programmed cost of \$12.9 million. A total of 28 local public agency projects were completed at a cost of \$25.3 million, 11.8% (or \$3.4 million) less than the programmed cost of \$28.7 million.

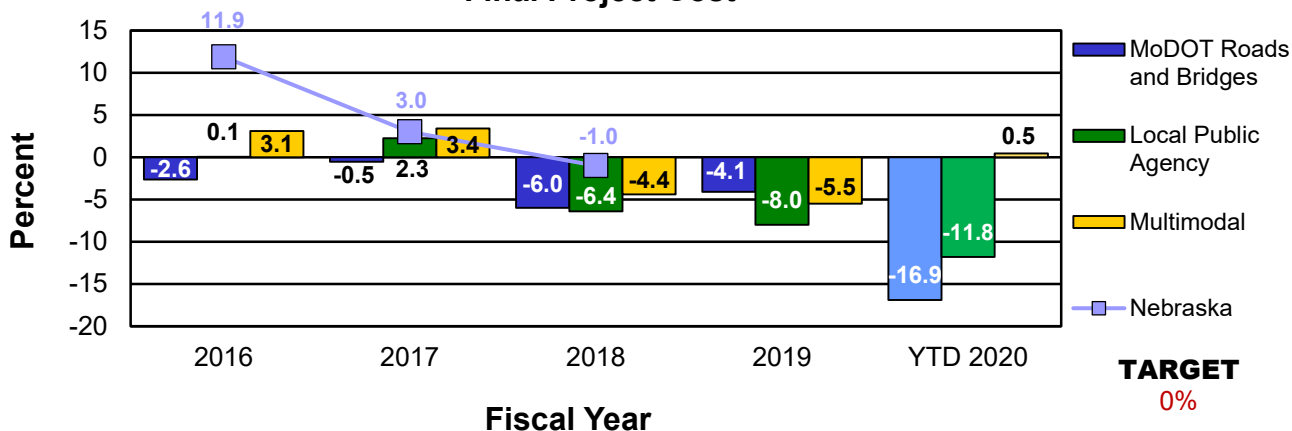
The target is a 0% difference, indicating MoDOT is making timely use of available funds. Road and bridge, multimodal and local public agency projects were within -15.6% of the target in FY 2020.

MoDOT uses this historical data as a guide for programming future projects. Final project costs in FY 2018 and FY 2019 were about 5% lower than programmed values. If FY 2020 projects also reflect significant award savings, MoDOT plans to accelerate projects from FY 2021 to FY 2020.



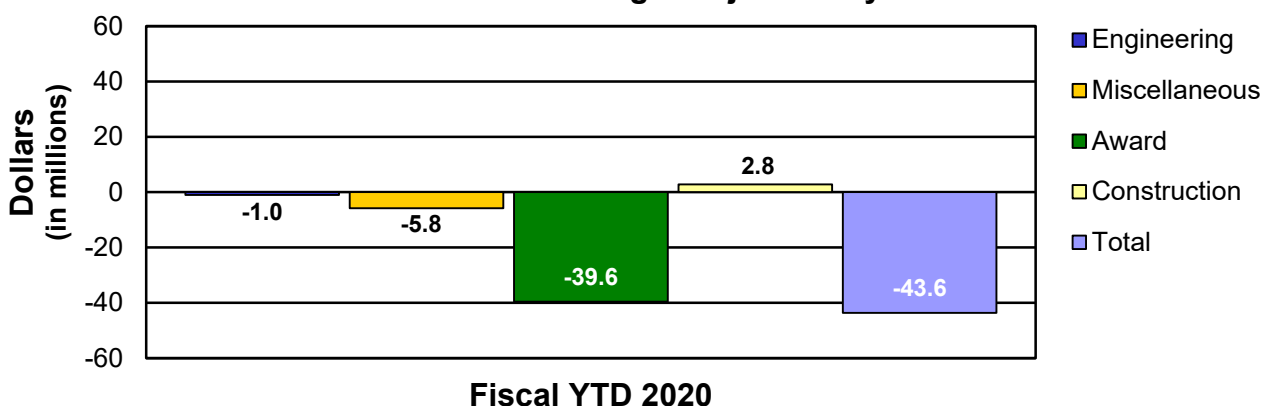
DELIVER TRANSPORTATION SOLUTIONS OF GREAT VALUE

Percent of Programmed Project Cost as Compared to Final Project Cost



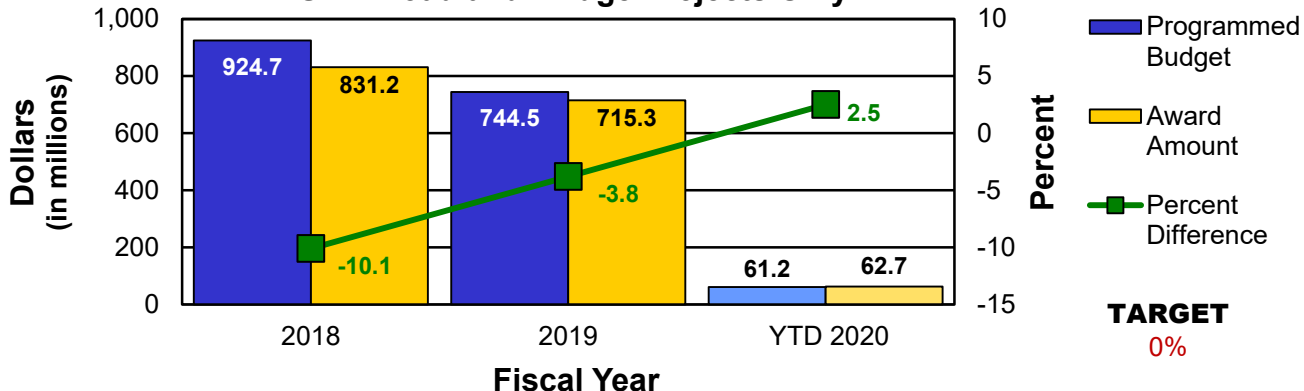
Positive numbers indicate the final (completed) cost was higher than the programmed cost.

Final Project Cost Differences by Phase STIP Road and Bridge Projects Only



Negative numbers indicate savings. Miscellaneous includes right-of-way purchases, utilities and other costs.

Difference in Program vs. Award STIP Road and Bridge Projects Only



Amounts include STIP road and bridge projects with 2% construction contingency applied.

RESULT DRIVER:

Eric Schroeter
Assistant Chief Engineer

DELIVER TRANSPORTATION SOLUTIONS OF GREAT VALUE

Percent of projects completed on time – 4b

MEASUREMENT DRIVER:

Dan Oesch
Field Materials Engineer

PURPOSE OF THE MEASURE:

This measure tracks the percentage of road and bridge projects opened by the commitment date established in the contract. This commitment also includes local public agency projects and multimodal projects (rail, aviation, waterway and transit).

MEASUREMENT AND DATA COLLECTION:

For road and bridge projects, the project manager collaborates with the project team to establish the project completion day which is specific to when the road or bridge project will be opened to the public so to eliminate a financial penalty. The resident engineer uses the SiteManager system to track and document the work. Local public agencies and multimodal agencies use staff or consultant resources to set contract completion dates and track performance.

The target for this measure was set by management directive.

MoDOT's customers expect transportation improvements to be completed and roadways opened quickly with minimal impact to their lives. Delivering projects by the contract completion date is the target for all projects and is considered a commitment to Missourians and drivers. Completing projects on time helps maintain credibility with Missourians, minimizes drivers' exposure to work zones and provides facilities in good condition that improve safety and reduce vehicle maintenance costs.

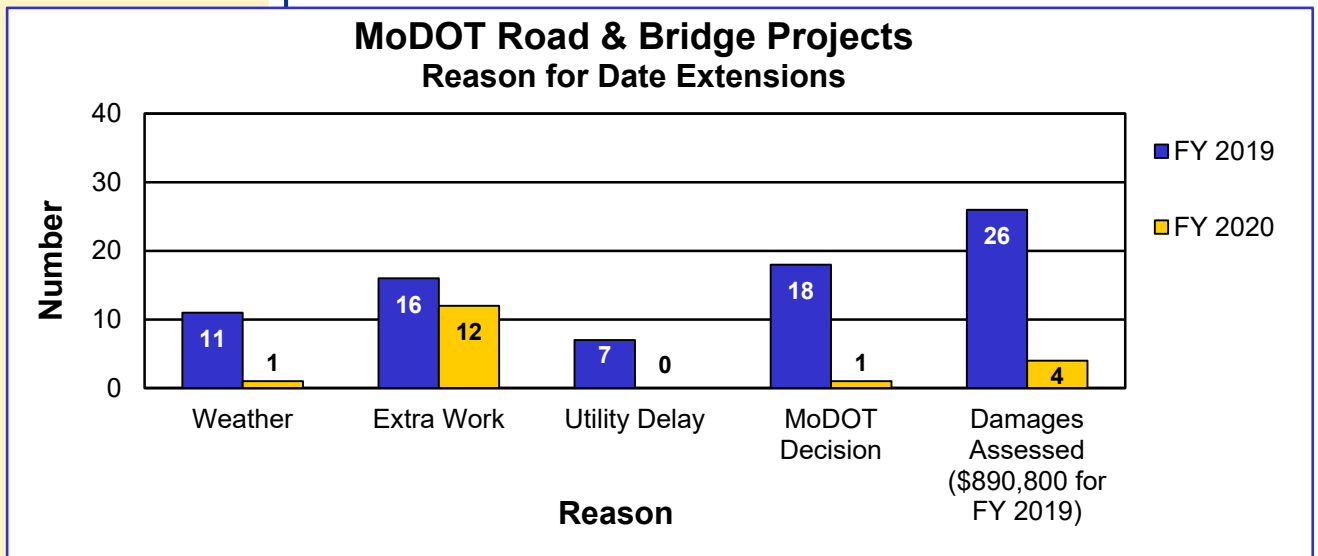
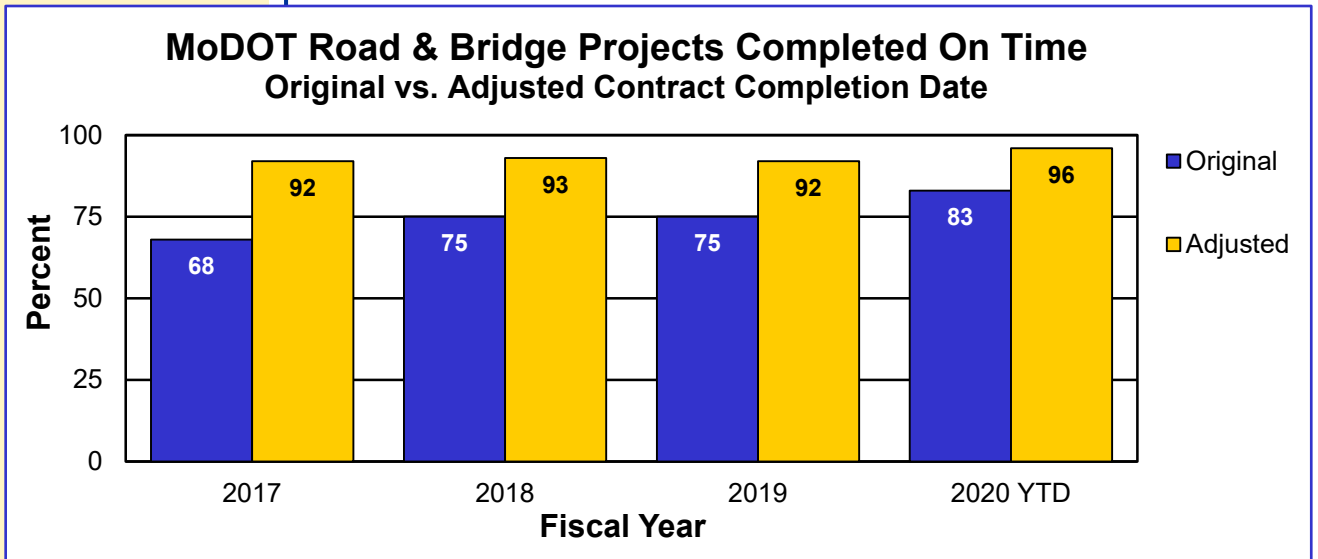
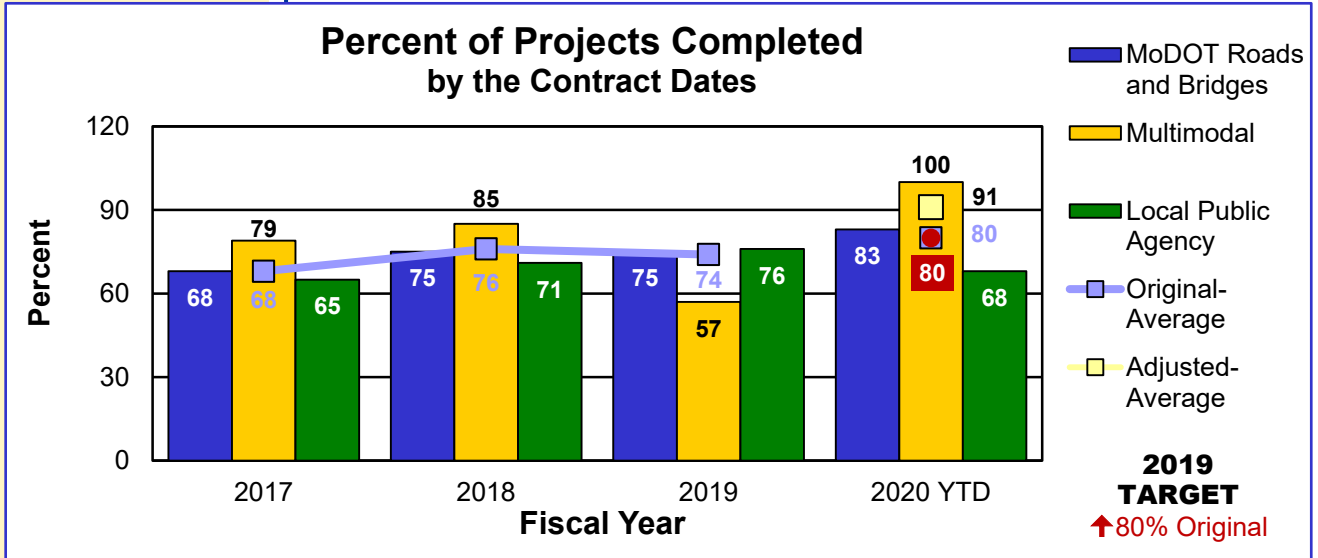
MoDOT works to meet the initial contract completion date by preparing accurate plans and quantities, setting aggressive but reasonable completion dates and setting liquidated damages to reinforce completion dates without undue bid risks. In the first quarter of fiscal year 2020, 80% of all closed out projects were completed by their planned completion dates.

Weather, additional work or a MoDOT directive sometimes necessitates an authorized extension of the completion date without any financial assessment to the contractor. In FY 2020, 91% of the closed out projects were completed by the adjusted dates.

There are times when a contractor misses the contract completion date and the contractor is assessed damages. Of the road and bridge projects completed in FY 2020 that did not meet the original contract date; 6% were extended due to weather delays; 66% were extended due to extra work; 0% experienced utility delays; 6% were extended by MoDOT and 22% missed the completion date with damages assessed totaling \$75,000.

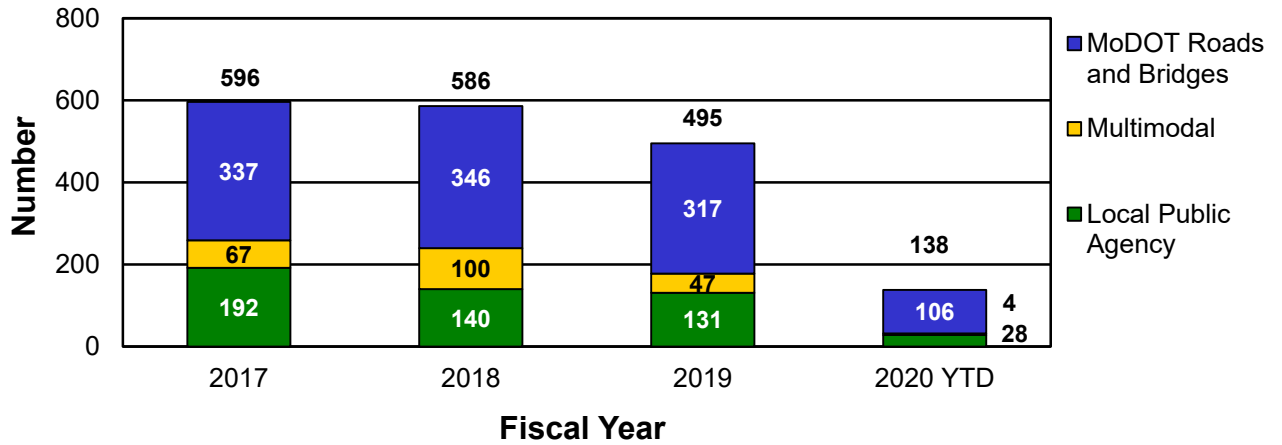
The target for this measure is to have at least 80% of projects completed by the original completion date. At the end of the first quarter of FY 2020, the average number of all contracts completed by the original completion date was 80% .

DELIVER TRANSPORTATION SOLUTIONS OF GREAT VALUE

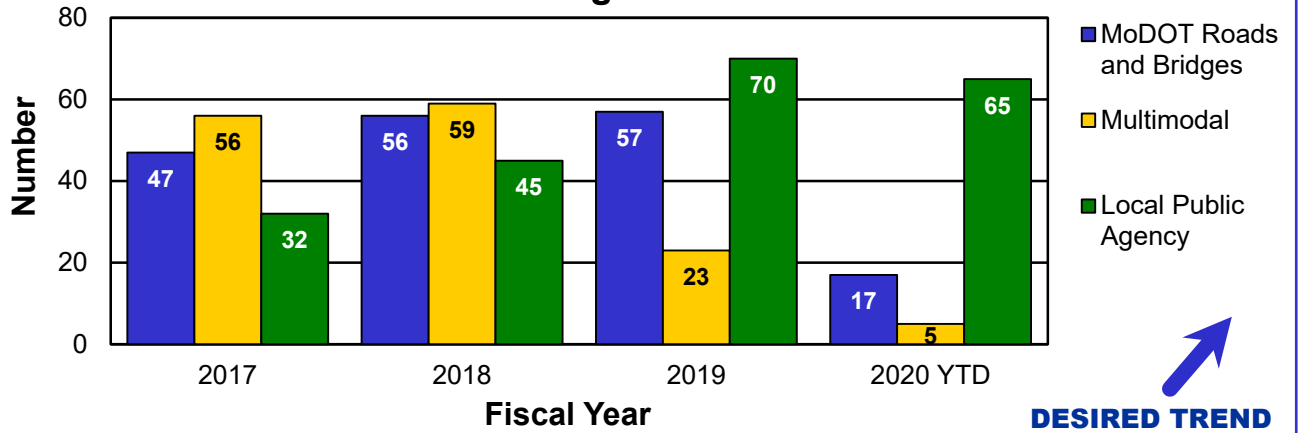


DELIVER TRANSPORTATION SOLUTIONS OF GREAT VALUE

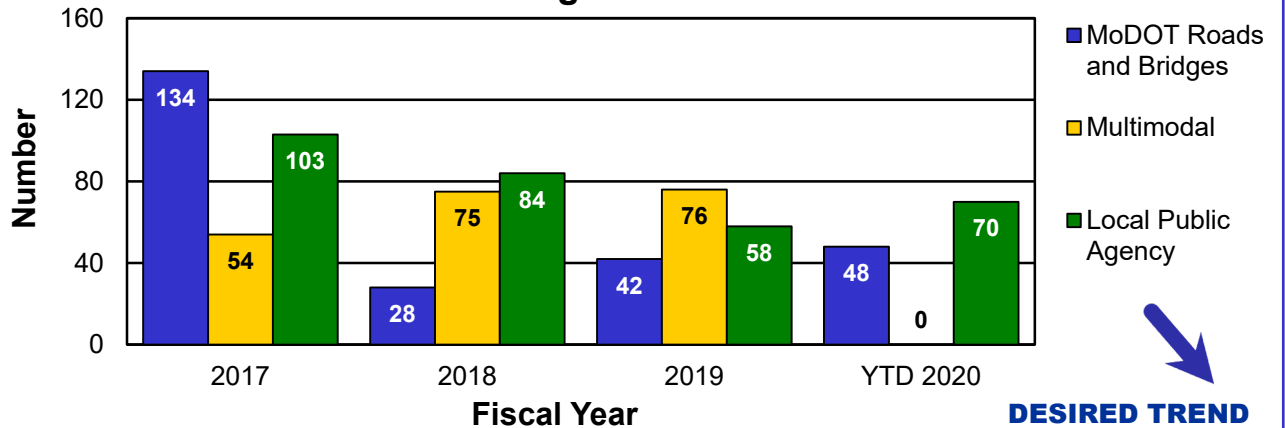
Total Number of Projects Completed



Average Number of Days Completed Before Original Date



Average Number of Days Completed After Original Date



RESULT DRIVER:

Eric Schroeter
Assistant Chief Engineer

MEASUREMENT DRIVER:

Lori Greer
Field Materials Engineer

PURPOSE OF THE MEASURE:

This measure tracks the percentage difference of total construction payouts to the original contract award amounts. This indicates how many changes are made on projects after they are awarded to the contractor for road, bridge, local public agency and multimodal projects – aviation, waterway and transit.

MEASUREMENT AND DATA COLLECTION:

For road and bridge projects, contractor payments are generated through MoDOT's SiteManager database and processed in the financial management system for payment. Change orders document the under-run/overrun of the original contract cost. Local public agencies and multimodal agencies use staff or consultant resources to set contract completion dates and track performance.

The target for this measure is set by internal policy and will not change unless policy changes.

DELIVER TRANSPORTATION SOLUTIONS OF GREAT VALUE

Percent of change for finalized contracts – 4c

By limiting overruns on contracts, MoDOT can continue to keep its maintenance and construction commitments. This emphasis, combined with the use of practical design and value engineering, has contributed to limiting overruns on contracts. MoDOT's performance in the first quarter of fiscal year 2020 is 0.3% under the award amount (\$673,000 under the award amount of \$196 million worth of projects completed) with 46% of the projects being completed below the original award amount.

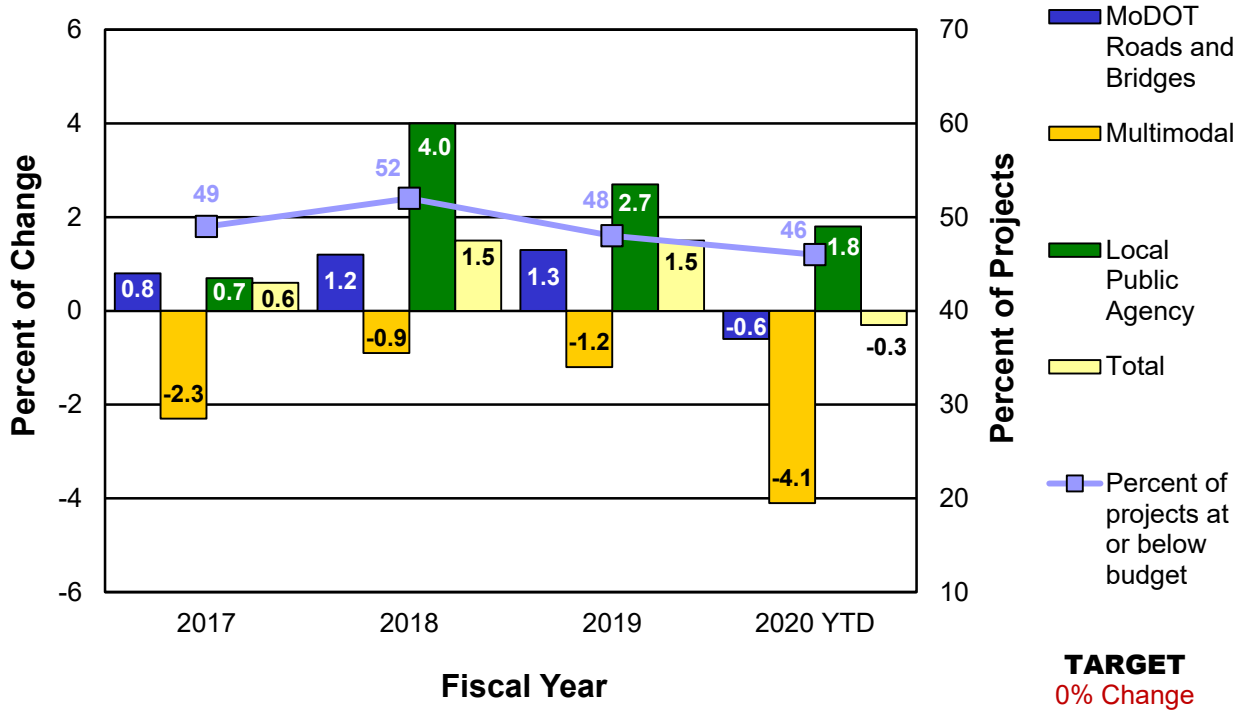
Many factors can affect the ability to complete a project within 2% of the award amount. These factors can include design changes, differing conditions, additional work items and administrative decisions.

For FY 2020, MoDOT road and bridge projects were completed 0.6% under budget, multimodal projects were completed 4.1% under budget, and local public agency projects were completed 1.8% over budget.

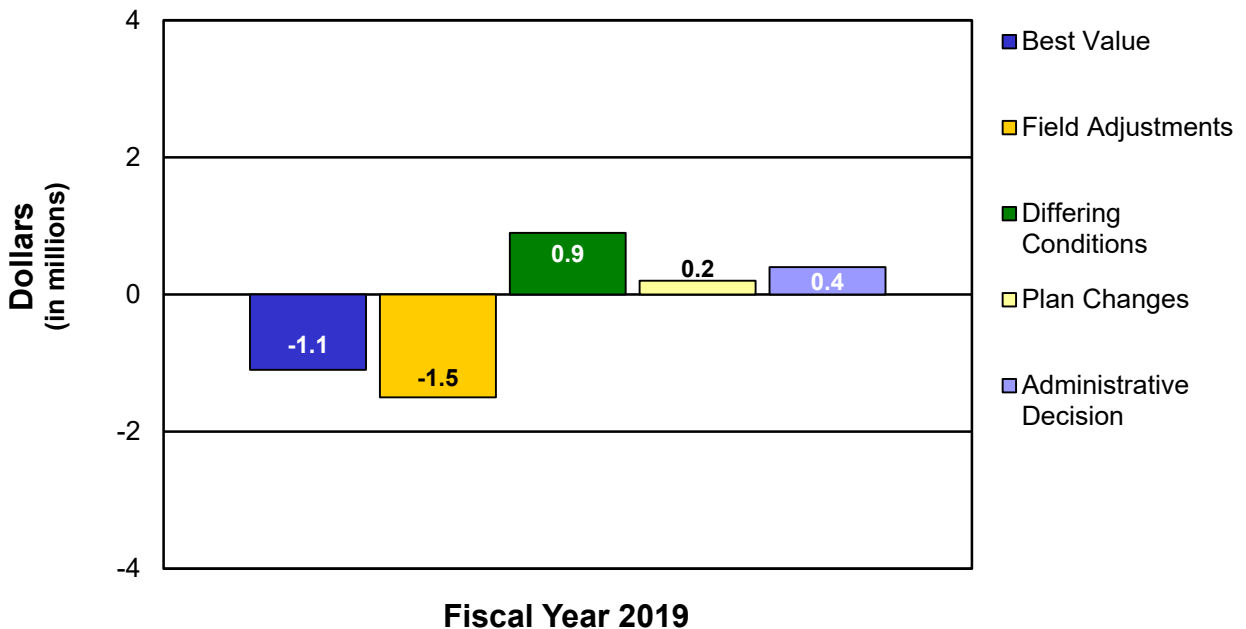


DELIVER TRANSPORTATION SOLUTIONS OF GREAT VALUE

**Percent of Change for Finalized Contracts
Total Contractor Payment vs. Award Amount**



**Change Order Value by Reason
(MoDOT Road and Bridge Projects Only)**



RESULT DRIVER:

Eric Schroeter
Assistant Chief Engineer

MEASUREMENT DRIVER:

David Simmons
Design Liaison Engineer

PURPOSE OF THE MEASURE:

This measure tracks the use of innovative contracting methods on MoDOT projects including: A+B contracts, Alternate Technical Concept contracts and Design-Build contracts.

MEASUREMENT AND DATA COLLECTION:

MoDOT projects utilizing innovative contracting methods are reported during the fiscal year in which they are awarded. Contract award values are collected through MoDOT's bid opening summaries and project records.

A target of 10% of the programmed Statewide Transportation Improvement Program, or two projects per year, is an appropriate target for utilizing innovative contracting methods in Missouri.

DELIVER TRANSPORTATION SOLUTIONS OF GREAT VALUE

Innovative contracting methods – 4d

MoDOT has delivered more than \$1.7 billion in Design-Build projects that saved taxpayers over \$277 million. When combined, these projects were completed more than 74 months ahead of schedule. MoDOT partners with the public and private sectors to deliver projects that maximize available resources into collaborative solutions that achieve goals. This effort challenges the way projects are delivered driven by innovation, speed and efficiency. MoDOT pushes the boundaries to execute projects delivering amazing results.

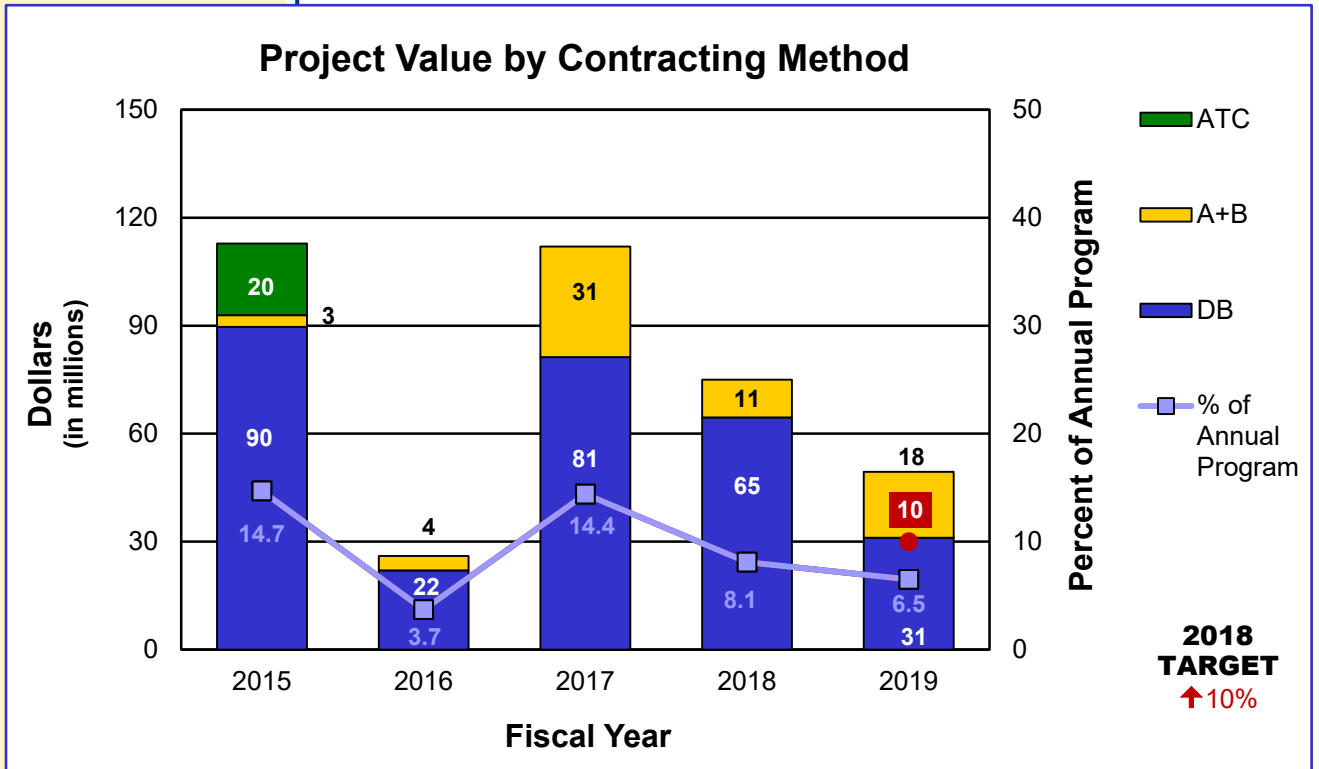
MoDOT evaluates project risks such as size (cost), type (preservation, rehabilitation or reconstruction) and complexity (opportunity for innovation and speed) when determining project delivery methods. The advantages of MoDOT's innovative contracting methods are as follows:

- Design-Build contracts include design and construction under one contract, procured using a two-phased selection process. MoDOT scores proposals using a best-value or "build-to-budget" selection.
- Cost-plus-time bidding (A+B) aims to expedite project completion through competitive bidding on construction time (days).
- Alternate Technical Concepts give the contractor the opportunity to provide a more cost-effective alternative design prior to the bid. Alternate Technical Concept discussions are held in a confidential environment which maximizes competitive bidding. The low bid is awarded the contract.

In fiscal year 2019, one Design-Build project was awarded in the Southwest District. The I-44 Project Bridge Rebuild will repair critical bridge assets on I-44 between Springfield and Joplin while improving safety on the corridor. This approach to bundle 19 bridge improvement projects into one streamlined Design-Build Project allows for efficient delivery that saves MoDOT's resources by allowing the contracting partner to deliver incredible results.

Based on the 2019 Statewide Transportation Improvement Program, MoDOT delivered three out of 434 projects statewide using innovative contracting methods. One was delivered using Design-Build and two were delivered using the A+B process. The Design-Build project accounted for \$31.1 million and the two A+B projects accounted for \$18.3 million of the \$758.6 million programmed budget (6.5%). The target of two projects per year was met, but the percentage of programmed STIP dollars awarded was below the 10% target. MoDOT will continue to look for opportunities to further develop the innovative project delivery program as part of a FOCUS strategic initiative.

DELIVER TRANSPORTATION SOLUTIONS OF GREAT VALUE



RESULT DRIVER:

Eric Schroeter
Assistant Chief Engineer

DELIVER TRANSPORTATION SOLUTIONS OF GREAT VALUE

Value engineering – 4e

MEASUREMENT DRIVER:

David Simmons
Design Liaison Engineer

PURPOSE OF THE MEASURE:

This measure tracks the use of value engineering during design and construction on traditional MoDOT projects including: value analysis during the design phase, construction value engineering proposals and implementation of best practice into standards and policies.

MEASUREMENT AND DATA COLLECTION:

Information on value analysis during design is gathered from MoDOT's Statewide Transportation Improvement Program information management system.

Construction value engineering change proposal information is gathered from MoDOT's Value Engineering Proposal database. Implementation of best practice progress is tracked by MoDOT staff.

The target for this measure is updated annually in January for the next fiscal year. This target is established by projecting a 10% improvement over a five-year average.

The goal of value engineering is to build the right project at the right time, meeting the project need with the appropriate project scope. MoDOT uses its value engineering program to ensure the public receives great value for every tax dollar invested in Missouri's transportation system. MoDOT has been increasingly focused on smaller, maintenance-type projects that are not traditionally targeted by the VE program. Still, MoDOT must be innovative in using the VE process to search for solutions to reduce project costs and provide additional value.

MoDOT uses design-phase value analysis to remove unnecessary scope, reduce project costs and improve project flexibility. For fiscal year 2019, 23% of applicable projects underwent some form of value analysis during design, which is currently just below the 24% target for design-phase value analyses. Value engineering is an important strategic initiative, and MoDOT is committed to adding value and identifying savings in every project possible.

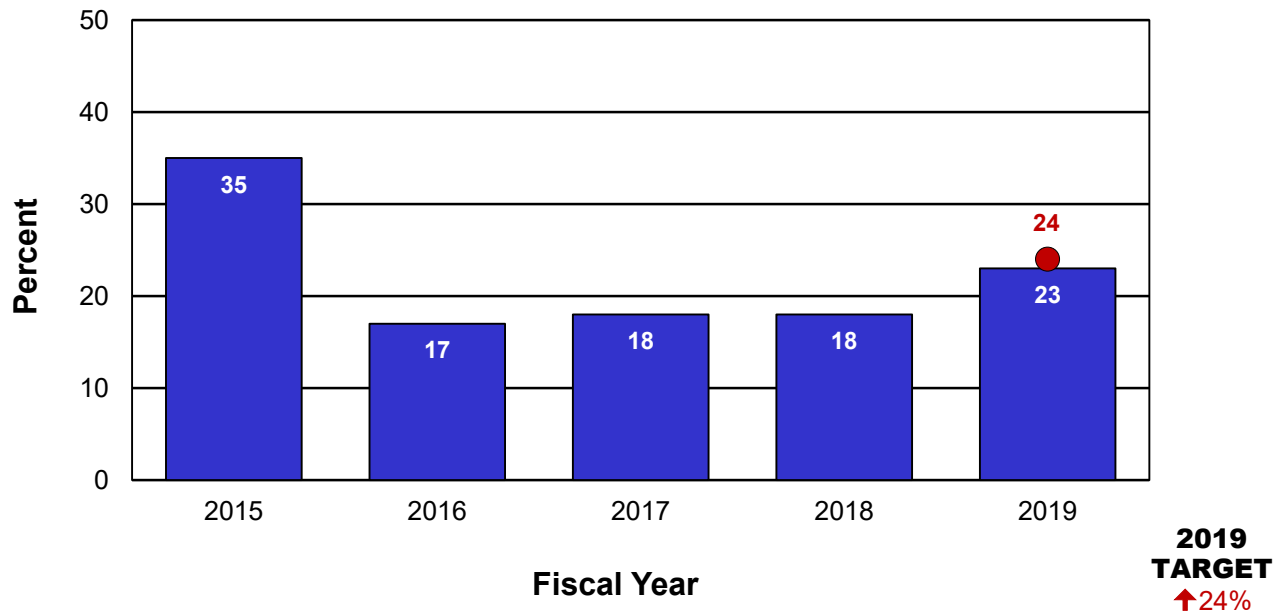
Programmatic value analysis studies associated with the level-course and seal-coat programs continue to account for a large portion of this percentage. Two traditional design value engineering studies and one practical analysis value engineering study were completed in two districts this fiscal year. Districts continue to use the Practical Value Analysis tool to add value and cost savings to projects.

MoDOT partners with industry to find more cost-effective solutions during the construction phase. Value Engineering Change Proposals engage contractor ideas to deliver improved projects. For FY 2019 there were 23 VECPs approved resulting in a MoDOT savings of \$1.35 million. This represents a 92% approval rate. Post-Award Value Engineering workshops have been held in two districts this fiscal year.

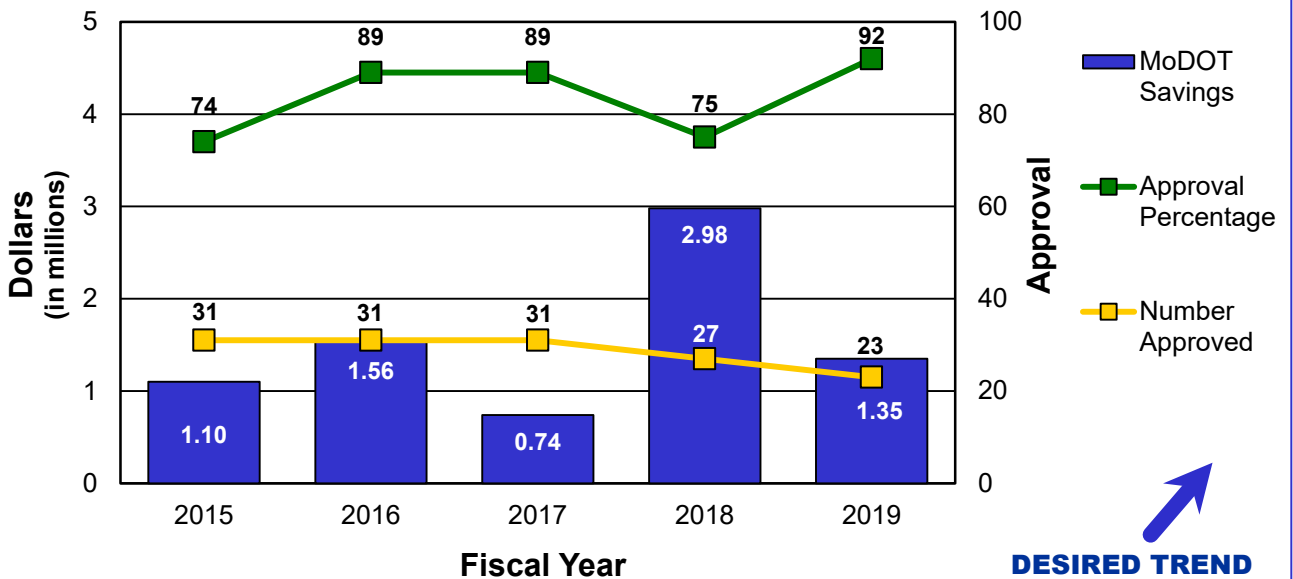
Nationally, VE studies save millions of dollars every year. In FY 2017, state Departments of Transportation saved over \$1.08 billion through value engineering.

DELIVER TRANSPORTATION SOLUTIONS OF GREAT VALUE

Percent of Awarded Projects with Value Analysis Design Phase



Value Engineering Proposals by Dollar and Number Construction Phase



RESULT DRIVER:

Eric Schroeter
Assistant Chief Engineer

DELIVER TRANSPORTATION SOLUTIONS OF GREAT VALUE

Percent of customers who believe completed projects are the right transportation solutions – 4f

MEASUREMENT DRIVER:

Brandi Baldwin
Project Director

PURPOSE OF THE MEASURE:

This measure provides information regarding the public's perception of MoDOT's performance in providing the right transportation solutions.

MEASUREMENT AND DATA COLLECTION:

Data for this measure was previously collected through an annual survey mailed to users of projects completed and opened to traffic within the previous year. In 2016, a pilot project was conducted to determine the value of implementing an alternative survey mechanism. These online surveys reached more people and cost 75% less than previously used mailed surveys. In 2017, MoDOT changed the methodology for collecting data for this measure. Data collection will utilize social media platforms to gain more immediate feedback from customers impacted by projects.

Each District identified three projects –in each of three categories: large, medium and small. Large projects were defined as those involving a major route or one that was funded through major project dollars. Medium projects were of district-wide importance. Small projects had only local significance.

One of the most prominent products MoDOT delivers to its customers is a highway construction project. While the department tries to involve local residents in planning and designing local projects, the real impact of the project isn't known until people actually use the results of the project.

In 2018, 19 projects were surveyed resulting in over 7,100 surveys submitted online showing Missourians are satisfied with the majority of local projects and believe MoDOT provides the right transportation solution. The respondents thought the projects made the roadway: safer (78%), more convenient (68%), less congested (68%), easier to travel (75%), better marked (68%), and they considered the projects the right transportation solution (83%).

Survey responses resulted in the following percentages of customers who believe completed projects are the right transportation solutions in each district: Northwest (92), Northeast (76), Kansas City (84), Central (88), St. Louis (78), Southwest (66) and Southeast (94).

As part of the survey, each respondent has the opportunity to provide comments about why the project was – or was not – the right transportation solution. A total of 2,967 comments were received for the 19 online surveys. These comments were shared with local staff for evaluation to guide future projects.

The determination to change from postage driven mailers to online surveys has proven to be successful in reaching more customers, gaining more feedback on MoDOT's projects and is the most cost-effective solution. Mailers were last used in 2016 to reach approximately 12,600 customers at a cost of \$46,000 and receiving 3,360 completed surveys. For 2018 projects using the online surveys, MoDOT received 18,473 reactions, comments and shares on Facebook and received 7,141 completed surveys at a cost of \$5,900. MoDOT has more than doubled the response rate at an eighth of the cost.

DELIVER TRANSPORTATION SOLUTIONS OF GREAT VALUE

Percent of Customers Who Believe Completed Projects Are the Right Transportation Solution

