







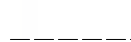



**LEGEND**

	NEW PAVEMENT
	SIDEWALK & ENTRANCES
	CONCRETE MEDIAN
	GRADING LIMITS
	EXISTING RIGHT OF WAY
	EXISTING EASEMENT
	PROPOSED RIGHT OF WAY
	PERMANENT EASEMENT
	TEMPORARY EASEMENT
	PROPERTY LIMITS